

# Joseph Had a Little Overcoat

Language, Literacy, & Listening  
Book Companion



Book by Simms Taback  
Book Companion Created by  
K Ratliff  
Clip Art by cker, DigiWeb Studio &  
Scrappin Doodles  
All rights reserved by author. Do not  
copy or electronically distribute.

## Bag Tags (for organization of activities.)

Joseph Had a Little Overcoat by Sims Taback

### Sequencing/ Retelling

Put story events  
in order and retell  
the story.



Joseph Had a Little Overcoat by Sims Taback

### Comprehension

Listen to the  
comprehension  
questions and  
choose the correct  
answer.



Joseph Had a Little Overcoat by Sims Taback

### Joseph's Book Hunt: Attributes/Functions Game

Give each player a  
different color chip.  
Each player should take  
turns choosing an  
attribute or function  
circle, find an example  
in the book, & then  
cover the circle with  
his/her chip.



Joseph Had a Little Overcoat by Sims Taback

### Verb Variety

- All players begin on start.
- Roll die & move game piece.
- Choose a card.
- Change the verb tense of word on the card to match place on game board & use in a sentence.



Bag Tags (for organization of activities.)

Joseph Had a Little Overcoat by Sims Taback

## Joseph's Word Wardrobe

- Give each player a game board.
- Place wardrobe cards facedown.
- Each player takes a turn following the phoneme manipulation direction to change a given word from the book.
- If correct, the player can choose a wardrobe card.
- The first player to fill their board wins.






Joseph Had a Little Overcoat by Sims Taback

## Following Directions


Listen to the directions and complete each task with the coat template.



Sequencing/Retelling Cards




Sequencing/Retelling Cards



Who is Joseph?



What did Joseph have?



What did Joseph do when his coat got old & worn?



What did Joseph make from his overcoat?



Where did Joseph wear his jacket?





What did Joseph make from his jacket?





Where did  
Joseph wear his  
vest?




What did Joseph do  
at his nephew's  
wedding?



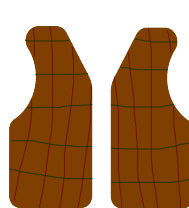
What did Joseph  
make from his  
vest?



Where did Joseph  
wear his scarf?



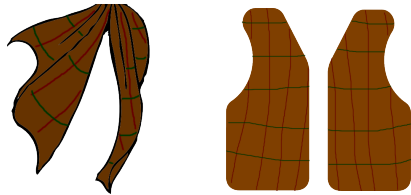
What did Joseph  
make from his  
scarf?




Where did Joseph  
wear his necktie?



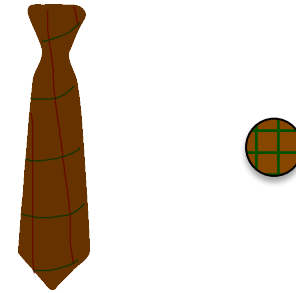
What did Joseph make from his necktie?



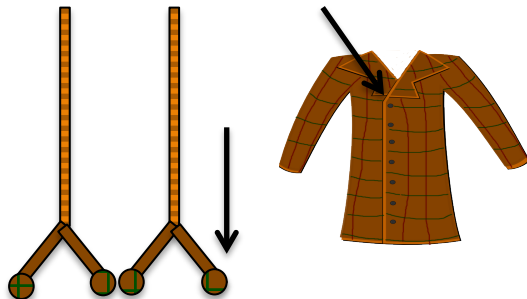
What did Joseph drink?



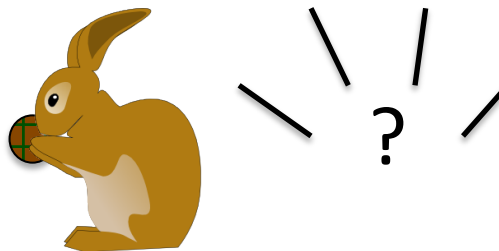
What did Joseph make from his handkerchief?



For what was the button used?



What happened to Joseph's button?



What did Joseph make at the end?





is  
read

grows

Find something in  
the book that...

is  
messy

is  
pretty

is  
eaten

is  
furry

is  
small

gives  
light

cuts

is  
pulled

is  
large

is  
worn

hangs

is  
carried

is  
played

has  
feathers

is  
round

is  
soft


holds  
things

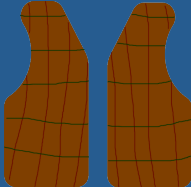


can  
break

Joseph's Book Hunt




Cut out markers to cover attribute/function circles in Joseph's Book Hunt.  
Or, discard and use other markers such as Bingo Chips or Chipper Chat discs.






past	present	future	past
future			present
present			future
past			past
future			present
present			future
past			past



Joseph  
Had a Little  
overcoat  
Verb Variety




past	present	future	past
future			present
present			future
past			past
future			present
present			future
past			past

START

FINISH

## Verb Variety



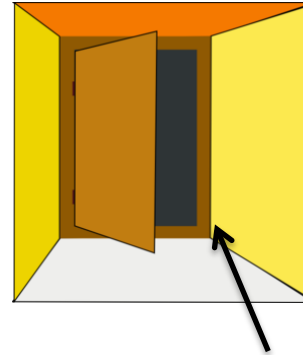
have

=

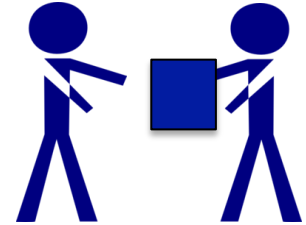
is



make



go



get



dance



sing



visit



drink

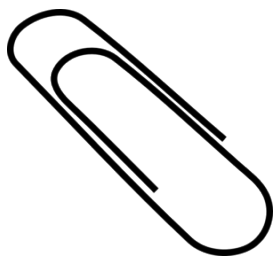


eat


## Verb Variety




use



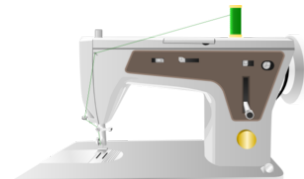
fasten



lose



show



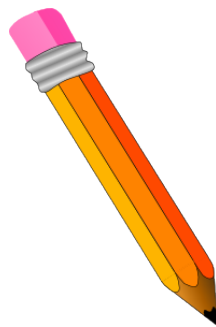
sew



cut



wear



write

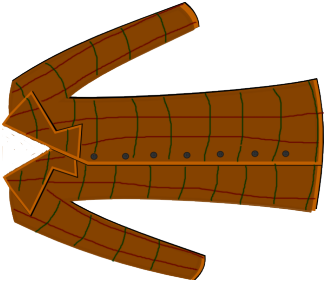
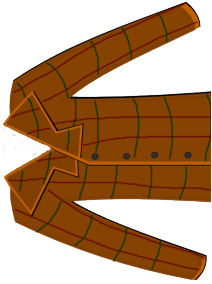
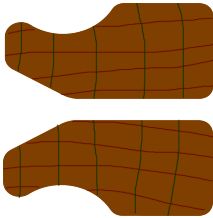

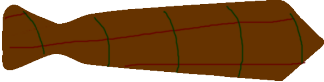

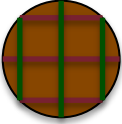

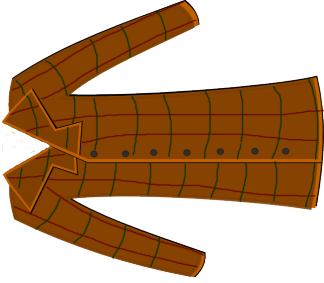
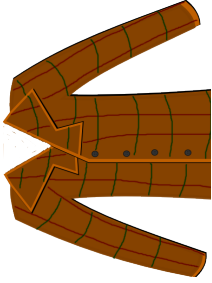
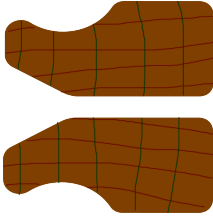







work



play

Joseph's Word Wardrobe





Overcoat

Jacket

Vest

Scarf

Necktie

Handkerchief

Button

Book



Joseph's Word Wardrobe



Overcoat

Jacket

Vest

Scarf

Necktie

Handkerchief

Button

Book



Joseph's Word Wardrobe



# Joseph's Word Wardrobe

A Phoneme Manipulation Game



## Initial Sounds

Say coat then take off the /k/.  
Say tie then take off the /t/.  
Say thread then take off the /th/.  
Say vest then change the /v/ to /b/.  
Say fair then change the /f/ to a /ch/.  
Say dance then change the /d/ to /p/.  
Say lost then change the /l/ to /k/.

## Final Sounds

Say scarf then take off the /f/.  
Say milk then take off the /k/.  
Say patch then take off the /ch/.  
Say coat then change the /t/ to /p/.  
Say duck then change the /k/ to /n/.  
Say tea then add an /m/ at the end.  
Say sew then add a /p/ at the end.

## Medial Sounds

Say coat then change the /long o/ to /short a/.  
Say tie then change the /long i/ to /long e/.  
Say vest then change the /short e/ to /short a/.  
Say dog then change the /short o/ to /short u/.  
Say patch then change the /short a/ to /short i/.

# Joseph's Word Wardrobe

A Phoneme Manipulation Game



## Initial Sounds

Say necktie then take off the /neck/.  
Say overcoat then take off the /over/.  
Say sister then change the /s/ to /m/.  
Say wedding then change the /w/ to /b/.  
Say jacket then change the /j/ to a /p/.  
Say chorus then change the /k/ to /p/.  
Say married then change the /m/ to /b/.

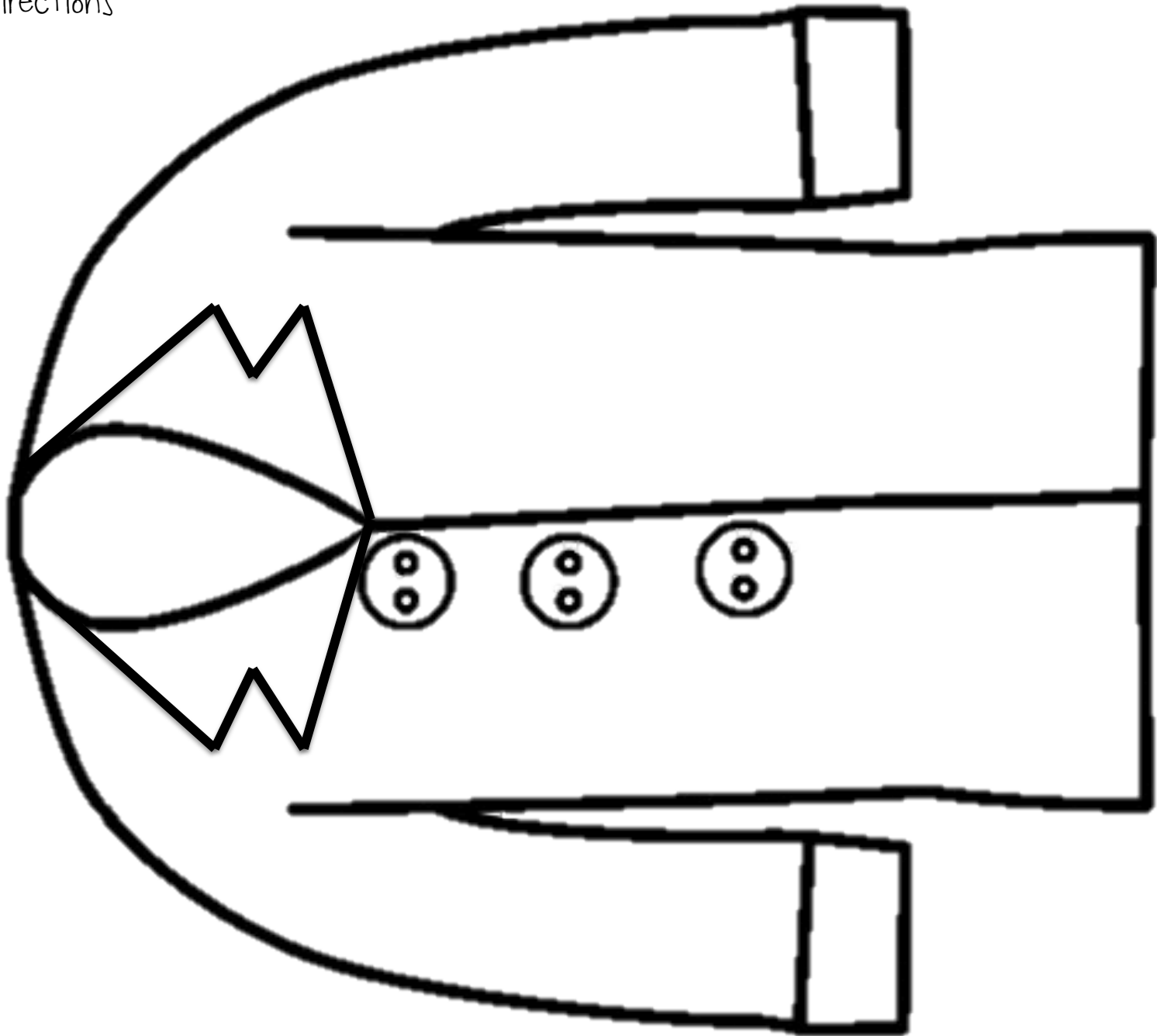
## Final Sounds

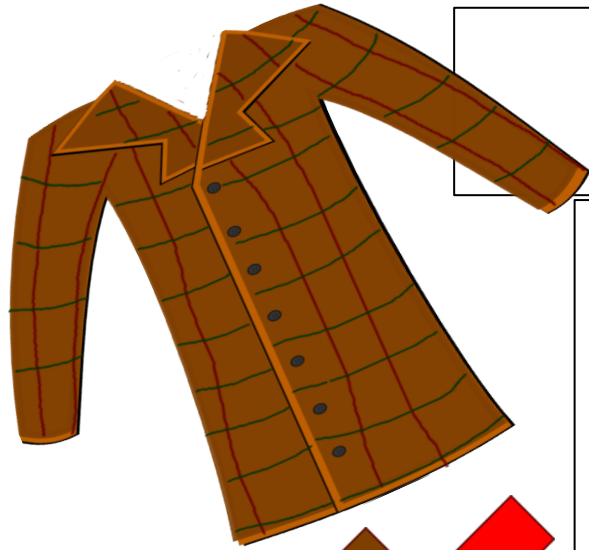
Say jacket then take off the /et/.  
Say something then take off the /thing/.  
Say suspenders then take off the /ers/.  
Say button then change the /en/ to /er/.  
Say little then change the /le/ to /er/.  
Say city then change the /long e/ to /ing/.

## Medial Sounds

Say wedding then change the /short e/ to /long e/.  
Say little then change the /short i/ to /long a/.  
Say button then change the /short u/ to /long e/.  
Say book then change the /oo/ to /short a/.  
Say glass then change the /short a/ to /short o/.  
Say dance then change the /short a/ to /short u/.

Following Directions





## Following Directions

Give each student a coat template page,  
crayons, and scissors.

1. Color the coat brown.
2. Color the buttons black.
3. Draw VERTICAL red strips on the coat.
4. Draw HORIZONTAL green stripes on the coat.
5. Cut out the coat.
6. Cut off the bottom of the coat. What do you have?
7. Cut off the sleeves of the jacket. What do you have?
8. Cut off the left side of the vest.
9. Cut off the collar. What do you have?
10. Cut one end of the scarf into a point. What do you have?
11. Cut out a square from the necktie. What do you have?
12. Cut out a circle from the handkerchief. What do you have?

